



2020

MULE PRO-FXT™ EPS LE



-  SUPER BLACK
-  FIRECRACKER RED



POWER

Engine	4-stroke, 3-cylinder, DOHC, liquid-cooled, gas
Displacement	812cc
Maximum Torque	48.0 lb-ft @ 3500 rpm
Bore x Stroke	2.83x2.62 in
Compression Ratio	9.5:1
Fuel System	DFI® with 34mm throttle body
Transmission	Continuously Variable Transmission (CVT) with (H,L,N,R)
Final Drive	Selectable 2WD/4WD, shaft. Dual mode rear differential with differential lock
Engine Braking	Yes
Alternator Output (max)	75 amp

CAPABILITY


Front Suspension / Wheel Travel	Double wishbone/8.7 in
Rear Suspension / Wheel Travel	Double wishbone/8.5 (L) /8.7 (R) in
Front Tires	26x9.00-12, radial
Rear Tires	26x11.00-12, radial
Steering	Electric Power Steering (EPS), Tilt steering
Park Brake Type	Independent, Mechanical Disc
Front Brakes	Dual Disc, 2 piston caliper
Rear Brakes	Dual Disc, 1 piston caliper

Ground Clearance	10.2 in
Fuel Capacity	7.9 gal
Turning Radius	16.0 ft
Cargo Bed Dimensions (LxWxH)	42.7 x 53.7 x 11.0 in (3-person)22.0 x 53.7 x 11.0 in (6-person)
Cargo Bed Load Capacity	1000 lb (3-person)350 lb (6-person)(600 lb for California models)
Payload Capacity	1616 lb (1264 lb California model)
Seating Capacity	3-person (1 row), 6 person (2 row)
Towing Capacity	2000 lb
Lighting	(2) Halogen headlights, (2) Auxiliary LED headlights, (2) Halogen tail/brake lights

DETAILS

Overall Length	133.3 in
Overall Width	64.0 in
Overall Height	79.5 in
Curb Weight	1922.8 lb*
Wheelbase	92.3 in
Instruments	Multi-function display includes digital speedometer, fuel gauge, odometer, hour meter, clock, dual trip meters, 2WD/4WD indicator, water temperature warning indicator, oil pressure warning indicator, fuel injection warning indicator, CVT and EPS warning indicators, neutral, reverse and parking indicators, seatbelt reminder lamps
Color Choices	Super Black, Firecracker Red
Warranty	Kawasaki 3-Year Limited Warranty

Scan with camera to view videos, key features and more.





*Curb weight includes all necessary materials and fluids to operate correctly, full tank of fuel (more than 90 percent capacity) and tool kit (if supplied). KAWASAKI CARES: Read Owner's Manual and all on-product warnings. Always wear protective gear appropriate for the use of this vehicle. Never operate under the influence of drugs or alcohol. Protect the environment. The Kawasaki MULE™ side x side is an off-highway vehicle only, and is not designed, equipped or manufactured for use on public streets, roads or highways. Obey the laws and regulations that control the use of your vehicle. ©2025 Kawasaki Motors Corp., U.S.A. Specifications subject to change. Visit [nicaragua.kawasaki-usa.com](https://www.nicaragua.kawasaki-usa.com) for full product details.